



**SACRAMENTO  
STEPS FORWARD**

Ending Homelessness. Starting Fresh.

**CoC Advisory Board Agenda**

July 10, 2019 || 8:10 AM – 9:40 AM

SETA, 925 Del Paso Blvd., Sacramento, CA 95815 – Sequoia Room

<b>I. Welcome &amp; Introductions:</b> Sarah Bontrager, Chair			
<b>II. Review and Approval of June 12, 2019 Minutes:</b> Emily Halcon, Secretary			
<b>III. Chair's Report</b>			
<b>IV. CEO's Report:</b> Lisa Bates			
<b>V. New Business</b>			
<b>A. Item: Executive Committee Action on behalf of the CoC Board to correct the scope of the round 2 CESH application approved by the full Board in May 2019</b>	- Presenter(s): Sarah Bontrager	8:15 AM (5 minutes)	Information
<b>B. Item: 2019 PIT Report Presentation and Q &amp; A</b>	- Presenter(s): Arturo Baiocchi, Susanna Curry, & Shannon Williams, CSUS	8:20 AM (30 minutes)	Information
<b>C. Item: System Work</b> - CESH - HCD TA (ACTION ITEM)	- Presenter(s): Lisa Bates	8:50 AM (20 minutes)	Action
<b>D. Item: FY2019 CoC NOFA Competition Update</b> - Due September 30, 2019 - Action items for upcoming meetings 1. Adopt CoC-Level Policies on	- Presenter(s): Emily Halcon, PRC Co-Chair and Michele Watts, SSF Chief Programs Officer	9:10 AM (15 minutes)	Information

Anti-Discrimination & VAWA Compliance (Aug) 2. Adopt 2019 Governance Charter (Aug or Sept) 3. Approve Project Priority List (Sept) - Input Sessions Update			
<b>E. Item: Program Cost Review Update</b>	- Presenter(s): Emily Halcon	9:25 AM (10 minutes)	Information
<b>VI. Announcements</b>			
<b>VII. Meeting Adjourned</b>			

### **Receive & File Items**

- Follow Ups Report 6/12/19

### **Upcoming Committee Meetings:**

- 7/15 Combined CES Evaluation and CES Committees
- 7/17 Governance Committee
- 7/22 PIT Committee
- 7/23 Performance Review Committee
- 7/25 CoC Board Meeting Series: FY19 NOFA Community and Planning Grant Applications
- 7/25 Executive Committee Meeting
- 8/7 Homeless Youth Taskforce

**Next Meeting: August 14, 2019**

*Please note that today's meeting is being recorded and the digital file will be available at [sacramentostepsforward.org](http://sacramentostepsforward.org) under Continuum of Care, Agendas and Minutes.*



## *Sacramento Continuum of Care Advisory Board*

*Wednesday, June 12, 2019 | 8:10 AM – 9:45 AM*

*925 Del Paso Boulevard, Suite 200, Sacramento, CA 95815 – Sequoia Room*

**MEMBERS PRESENT:** Alexis Bernard, Alyson Collier, Amani Sawires Rapaski, Angela Upshaw, Christie Gonzales, Dan Monk, Emily Bender, Emily Halcon, Jameson Pawrker, John Foley, Julie Davis-Jaffe, Lashanda McCauley, MaryLiz Paulson, Mike Jaske, Noel Kammermann, Sarah Bontrager, Stefan Heisler

**GUEST(S):** Angel Doney, Jeff Tardaguila, Michael Young, Monica Rocha Wyatt, Julie Field, Gabriela Herrera, Eduardo Ameneiro, Cheyenne Caraway, Bridget Alexander, Shelly Hubertas, Grace Loescher, Tiffany, Peter Bell

**MEMBERS NOT IN ATTENDANCE:** April Wick, Cindy Cavanaugh, Erin Johansen, John Krintz, Peter Beilenson, Stephanie Cotter

**SSF STAFF:** Michele Watts, Lisa Bates, Tristina Stewart, Kate Casarino

*Call to Order: Emily Halcon, Vice Chair at 8:12*

**I Welcome and Introductions: Sarah Bontrager, Chair**

**II Review and Approval of May Meeting Minutes**

- Motion to approve May 8 minutes as written: John Foley, 1<sup>st</sup>. MaryLiz Paulsen, 2<sup>nd</sup>. MSC.
- Motion to approve May 13 minutes as written: John Foley, 1<sup>st</sup>. MaryLiz Paulsen, 2<sup>nd</sup>. MSC.

**III Chairs Report: Sarah Bontrager**

- Still waiting for the HUD NOFA to be released
- The SSF Board members will have a strategic planning retreat in June
- SSF staff transition:
  - ☐ Nick Lee, Chief of Operations, has left SSF.
  - ☐ Tristina Stewart has accepted a new position and will continue to work with SSF in a consultant capacity until further notice.
  - ☐ Susan Emmington is the new Accounting Manager
  - ☐ Greg Schuelke is the new CoC Program Manager

**IV CEO's Report: Lisa Bates**

- PIT Count results will be released in the last week of June
- SSF is continuing to engage community input from the Advisory Board in writing the CoC application during a monthly meeting scheduled on every 4<sup>th</sup> Thursday of the month.

**V Item A: Executive Committee Action on behalf of the CoC Board to approve FY2019 CoC NOFA Competition Policies & Review Tools: Sarah Bontrager**

- Since a quorum was not met during the May 13<sup>th</sup> meeting, the Executive Committee members present during that meeting immediately met following the adjourn to approve the FY2019 CoC NOFA

Competition Policies & Review Tools as presented. Those approving members were Sarah Bontrager and Emily Halcon.

**VI Item B: 100-Day Challenge on Youth Homelessness Report: 100-Day Challenge Team Members**

- The team presented through PowerPoint presentation and shared a list of asks to the Advisory Board.
- They discovered that they were doing the work already, but the collaboration furthered results.

**VII Item C: CESH Update**

- CESH 2 Application will be submitted later this month.

**VIII Item D: FY2019 COC NOFA Competition Update**

- NOFA still to be released.
- SSF is extending targeted outreach to DV providers for the bonus funding projects that are expected to appear in the FY2019 NOFA.

**IX Announcements**

- Alyson Collier announces her retirement and departure from the CoC Advisory Board.
- Jeff Tardaguila announces that CalFresh is seeking those who receive SSI
- Hope Cooperative will be moving respite to a bigger location and will be open July 3<sup>rd</sup>.
- Emily Halcon announces that Sacramento City will be sending out 2 RFPs for scattered shelters.

**X Adjourn**

- Meeting adjourned 9:13 AM

## 2019 Sacramento Homeless Point in Time Count Frequently Asked Questions

### What is the Homeless Point in Time (PIT) Count?

The PIT Count is conducted every two years within Sacramento County and provides the community with a snapshot of how many people may be experiencing homelessness<sup>i</sup> on any given night.

The 2019 PIT Count provides a more comprehensive and accurate snapshot of homelessness within Sacramento county and cities than in previous years. Improvements to this year's count included:

- Increased geographic coverage area
- Two-night count (first time ever that an extra night was added)
- Record number of volunteer and community partner participation (900 volunteers)
- Increased efforts to identify transition age youth and families
- Included nearly 550 individual surveys

### When was the PIT Count survey conducted?

The count was conducted on January 30 and 31, 2019.

### What does the PIT Count data tell us?

- 5,570 individuals experience homelessness countywide on any given night.
  - 1,670 individuals are sheltered
  - 3,900 individuals are unsheltered
- Approximately 10,000 to 11,000 individuals experience homelessness annually.
- Majority of individuals interviewed indicate they are from the Sacramento area (93%).
- Chronic homelessness slightly declined (30% down from 31% in 2017)
- Chronic homelessness among the unsheltered decreased (31% down from 39% in 2017)
- Majority of individuals experiencing homelessness are 35 years of age or older (61%).
- A disproportionate number of Black and American Indian/Alaska Native people are experiencing homelessness.
- 59% of persons interviewed have been experiencing homelessness over a year.
- Addressing the lack of affordable housing was the number one issue mentioned by the unsheltered population
- Half of unsheltered seniors became homeless in late life
- 20% of the homeless population were families with children; 33% of these families were living in vehicles

### Is homelessness increasing in Sacramento County?

Yes, an increase was expected and the number of people experiencing homelessness effectively increased 19%\* between 2017 and 2019.

- The majority of the increase is unsheltered.
- Rising homelessness reflects the continued challenges of housing affordability
- The increase is in line with statewide trends

*\*Due to increased coverage and accuracy of the 2019 count, raw numbers cannot be directly compared between 2017 and 2019. Statistical adjustments were made to allow for a real (adjusted) rate of increase.*

### How does Sacramento County compare to other regions in California?

The rate of homelessness is consistent with other California communities. California's 2018 rate of homelessness per 10,000 population across the state was 33 per 10,000 and is expected to increase in 2019. Sacramento's 2019 count is 36 per 10,000 residents.

## 2019 Sacramento Homeless Point in Time Count Frequently Asked Questions

### **Why is homelessness increasing?**

Homelessness is a complex issue with no singular driver; however, California's extreme housing shortage and lack of affordability are significant contributors to the increase in housing instability and homelessness in California. From 2018 to 2019, Sacramento faced the highest rent increases among California cities. Across California 54 communities declared a homeless shelter crisis.

### **What is Sacramento doing to address this crisis?**

Despite the elevated numbers, Sacramento localities and the Sacramento Continuum of Care have invested significantly in recent years and continue to invest and coordinate new resources to address the homelessness crisis including:

- 3,600 individuals were housed and exited homelessness in 2018
- Approximately 1,300 individuals are sheltered every night with over 300 new shelter beds added last year
- New rehousing programs have resulted in housing over 350 hardest to serve persons experiencing homelessness
- 600 housing choice vouchers prioritized to households experiencing homelessness
- Expanded mental health and healthcare resources dedicated to households experiencing homelessness

Increased local collaboration has led to development of additional responses including:

- Comprehensive December 2018 Sacramento County Homeless Plan
- \$19.9 million collaborative City/County/CoC state funding plan and \$17 million in City of Sacramento funding for increased rehousing and shelter capacity
- Collaborative programs designed to quickly flex up additional housing and shelter capacity for future State funding anticipated in 2020

### **What are next steps?**

Sustained and collaborative leadership will be strengthened to:

- Implement the new Sacramento County Homeless Plan,
- Build on the community's strong commitment to combatting homelessness,
- Continue to efficiently invest State and local resources in expanded, rehousing and sheltering programs;
- Work across all communities to build new affordable housing for this population.

---

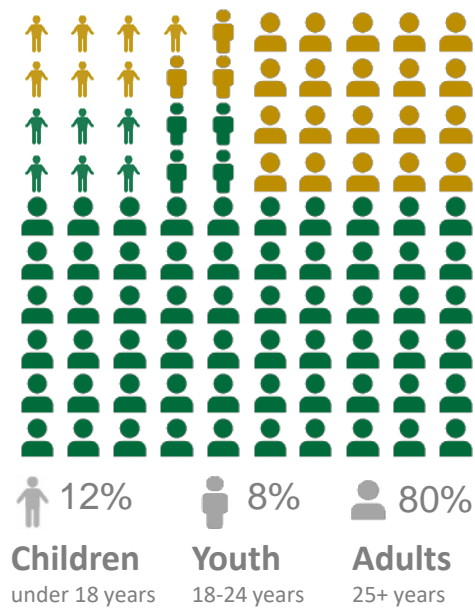
<sup>1</sup> The Housing and Urban Development (HUD) definition of homelessness is used for the Point in Time count. This definition includes individuals and families living in a supervised publicly or privately operated shelter designated to provide temporary living arrangements including congregate shelters, transitional housing and hotels and motels paid for by charitable organizations or by federal, state or local government programs for low income individuals; or with a primary nighttime residence that is a public or private place not designed for or ordinarily used as a regular sleeping accommodation for human beings, including a car, park, abandoned building, streets, sidewalks and underpasses, bus or train station, airport or camping ground.

# 2019 Sacramento County Point-in-Time Homeless Count


Every two years Sacramento County, its cities and the Sacramento Homeless Continuum of Care undertake an extensive effort to document every individual in the region experiencing homelessness during a twenty-four-hour period. This effort, known as the “Point-in-Time Homeless Count”, provides a single-night snapshot of nearly all individuals and families staying at emergency/transitional shelters in the county, as well as unsheltered individuals, such as those sleeping outside, in tents or vehicles, under bridges, or other places not meant for human habitation.

5,570 Individuals Experiencing Homelessness

70% Unsheltered 30% Sheltered



Homelessness has increased by an estimated **19%** in Sacramento County since 2017.



The percent of people experiencing chronic homelessness has decreased, especially among the unsheltered population (-7%).



**93%** of unsheltered respondents were originally from Sacramento or long-term residents.

County Per Capita Homelessness (Per 10k Residents)



# Point-in-Time Homeless Count

## State & Local Context



Last year, Sacramento had the **highest rent increases** in the state.



Rising homelessness reflects the continued challenges with **housing affordability**.



54 communities have declared a **homeless shelter crisis**.



**3,600** individuals experiencing homelessness were housed in 2018.



Addressing the lack of **affordable housing** was the **number one issue** mentioned by the unsheltered population.



**Half** of unsheltered seniors became homeless **later in life**.




**20%** of the homeless population were families with children.



of those unsheltered families **33%** were living in vehicles.



Results from the Point-in-Time Count suggest that **10,000 to 11,000** people will experience homelessness this year.





## **SERVICE TYPE:** Sacramento Homeless System Performance

**INITIATIVES:** System Map and Gaps Analysis, Coordinated Entry Assessment, Redesign and Implementation and Evaluation, Community-wide Standards for Shelters, Street Outreach/Navigation, Case Management, Permanent Supportive Housing, and Rehousing Services

### **POPULATION IMPACT**

ALL ✓ FAMILIES      TAY      ADULT VETERAN      CHRONICALLY HOMELESS ADULT

### **LEAD AGENCY**

Sacramento Steps Forward (SSF)

Sacramento Continuum of Care (CoC)

County of Sacramento

### **COLLABORATING DEPARTMENTS/AGENCIES**

County of Sacramento, Sacramento City, and cities of Citrus Heights, Elk Grove, Rancho Cordova, and Sacramento

- Sacramento Housing and Redevelopment Agency
- Sacramento Continuum of Care
- Funders Collaborative
- Specified Shelters and Navigation Programs
- Supportive Services and re-housing programs

### **FUNDING**

\$900K in one-time California Emergency Solutions and Housing (CESH) funding.

### **DESCRIPTION**

Develop a sustainable, streamlined, expanded and integrated/aligned Homeless Response System that:

- Rapidly connects individuals and families to housing and services;
- Is easily understood and transparent to clients and providers; and

- Includes system operations and outcomes measurements to ensure continued evaluation and improvement.

To accomplish this desired Homeless Response System, the following products and processes will be developed:

***Systems Map*** - A visual and quantitative map of Sacramento's current Homeless Response System based on input from consumers, stakeholders, and providers. The map will also include related systems, including mainstream housing and health, to Sacramento's Homeless System to provide a comprehensive overview for guiding systems improvement initiatives.

***Gaps Analysis***- An analysis that shows key unmet needs in housing and service systems for persons experiencing homelessness, including overall and specific subpopulation needs.

***Coordinated Entry System (CES) Assessment, Redesign, Implementation and Evaluation Assessment***- Evaluate Sacramento's CES functionality and results to inform and guide a CES redesign that will:

- Improve how individual client's connect to services to resolve their homelessness;

- Maximize the use of homeless resources through diversion, assessment and prioritization;
- Ensure compliance with HUD standards;
- Improve functionality for providers; and
- Increase operational efficiencies.

Redesign - Develop strategies, actions and potential costs to improve key coordinated entry access, assessment, prioritization and referrals and improve governance, operations (including data management), and ongoing evaluation processes. Redesign will also recommend strategies and actions to increase housing and program resources outside of federal CoC resources to be connected to CES. Additional redesign priorities include:

- Incorporate emergency shelters, including the design and implementation of a single-entry bed reservation systems;
- Integrate diverse entry systems including those for the general population, veterans, transition-aged youth, families, and behavioral health clients;
- Identify opportunities to integrate with hospitals, jails and the criminal justice system; and
- Identify opportunities for technology to support system operations.

Implementation and Evaluation - Standardize CES reporting, accountability, and evaluation processes aligned with HMIS. Establish written CES policies and procedures. Establish benchmarks and metrics for future evaluations of the CES. Implement improved governance and ongoing evaluation, including appropriate metrics, tools and ongoing evaluation criteria.

***Community-wide Standards for Shelters, Street Outreach/Navigation, Case Management, Permanent Supportive Housing, and Rehousing Services***

Adopt consistent community-wide standards for shelter, street outreach/navigation, permanent supportive housing (PSH), rehousing services, and case management. Design training and certification process for service providers in each system. (Note: Sacramento funders have adopted rapid re-housing standards and the CoC Advisory Board has adopted standards for prioritization of PSH.)

### ***Community Engagement Process***

SSF as lead agency will oversee community stakeholder process involving CoC Advisory Board and select committees, the Funders Collaborative, consumers, providers, and decision makers to develop, approve and implement products and recommendations

## **OUTPUTS AND OUTCOMES**

- Community and funder adoption and application of gaps analysis in funding priorities and community-wide standards and common performance metrics.
- Increased capacity and efficiency of CES program, including:
  - Sustainable and streamlined redesign;
  - Increased access and transparency for clients;
  - Reduced length of wait time for clients to being re-housed;
  - Efficient utilization of existing resources and Increased housing resources in CES;
  - Establishment of process improvement benchmarks and measurement; and
  - On-going evaluation process.

## **SUPPORTING DOCUMENTS**

### **I. Implementation Timeline**

## Attachment I - CESH SYSTEM PERFORMANCE INITIATIVES

Activity		Sub Activity		Lead	Primary Collaborators	Endorsing Entities	Quarterly Timeline							
							2019.		2020		2021			
							Jul	Oct	Jan	Apr	Jul.	Oct.	Jan.	Apr
1	<b>Systems Map</b> - A visual and quantitative map of Sacramento’s current Homeless Response System	1a		SSF	CoC, Fundes, Providers	CoC Boar d								
2	<b>Gaps Analysis</b> - shows key unmet needs in housing and services for persons experiencing homelessness, including overall and specific subpopulation needs.	2a		SSF	CoC, Funders, Providers	CoC Board								
3	<b>Coordinated Entry System (CES)</b> <i>Assessment, Redesign and Ongoing Implementation and Evaluation –</i>	3a	Assessment	SSF	CoC, Providers, Funders, Developers, Consumers	CoC Board								
		3b	Redesign	SSF										
		3c	Implementation	SSF										
		3d	Evaluation	SSF										
4	<b>Community-wide Standards for Shelters, Street Outreach/Navigation, Case Management, Permanent Supportive Housing, and Rehousing Services</b>	4a	Shelters	City	CoC, Funders, Shelters	Funders, CoC Board								
		4b	Street Outreach	SSF	CoC, Funders, Outreach Programs	Funders, CoC								
		4c	PSH	County	CoC, Providers, Developers	Funders, CoC								
		4d	Rehousing	County	CoC, Providers, Developers	Funders, CoC								