

# FY 2023 HUD System Performance Measures

*Sacramento Continuum of Care*

October 1, 2022 – September 30, 2023



SACRAMENTO  
STEPS FORWARD

# Overview of HUD System Performance Measures (SPM)

- HUD identified 7 elements of system performance to measure the progress of each community in meeting the needs of individuals experiencing homelessness.
- For each performance measure, HUD identified specific data points and sources to ensure measurement is the same across Continuums of Care (CoC).
- Data comes from the Point-in-Time Count and HMIS (Homeless Management Information System).
- SPMs are submitted to HUD annually by the HMIS Lead Agency; Sacramento Steps Forward is the lead for Sacramento County.



# How HUD Measures Effectiveness

Does the community's homeless response system:

1. Eliminate homelessness?

*SPM 3: Number of persons experiencing homelessness*

2. Reduce the number of people becoming homeless?

*SPM 2: Returns to homelessness*

*SPM 5: First time homelessness*

3. Help people become quickly and stably housed?

*SPM 1: Length of time homeless*

*SPM 4: Employment and income growth*

*SPM 7: Successful placement and retention of housing*



# Key Limitations of Systems Performance Measures

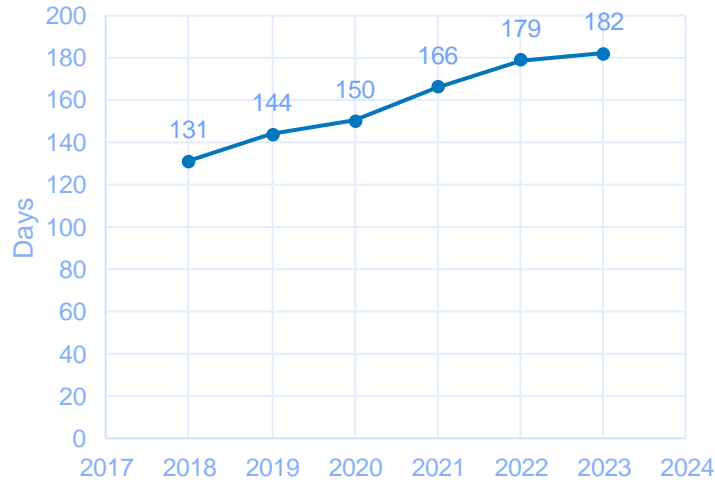
- All system performance measures are based on point-in-time (PIT) count and HMIS data, which have some limitations by design.
- SPM 1: Length of Time Homeless reflects length of stay in shelter, safe haven, or transitional housing (and does not include length of time in unsheltered situations due to data limitations).
- SPM 2: Returns to Homelessness and SPM 5: First Time Homelessness only look at a 2-year timeframe within the same CoC (so returns after 2 years or homelessness prior to 2 years is not reflected, nor is homelessness elsewhere).
- SPM 4: Unlike other measures, Employment & Income Growth measures only performance of CoC-funded projects and not the entire system.



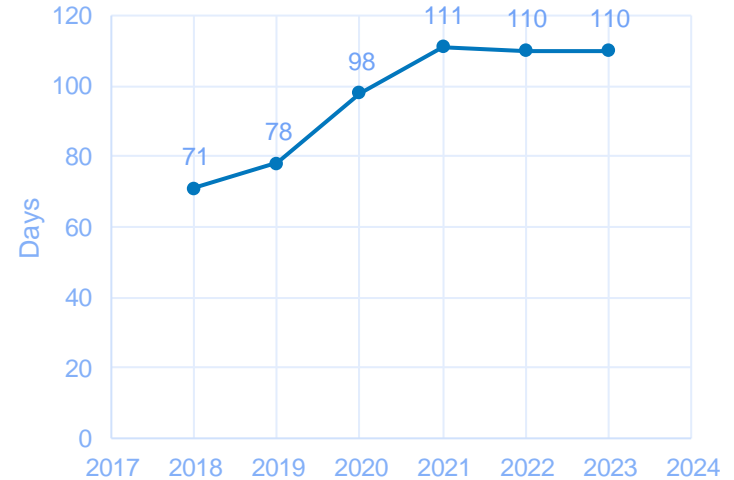
# How is Sacramento's System doing?

## Measure 1: Length of time persons remain homeless (LOTH)

### Average LOTH



### Median LOTH

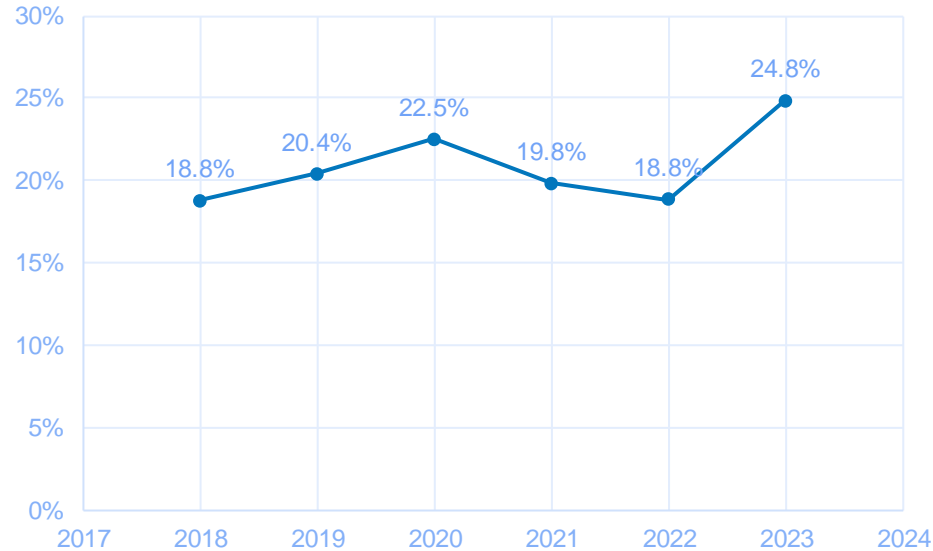


The average LOTH for persons in ES, SH, and TH programs **increased** between 2022 and 2023 while the median LOTH **remained the same**.



# How is Sacramento's System doing?

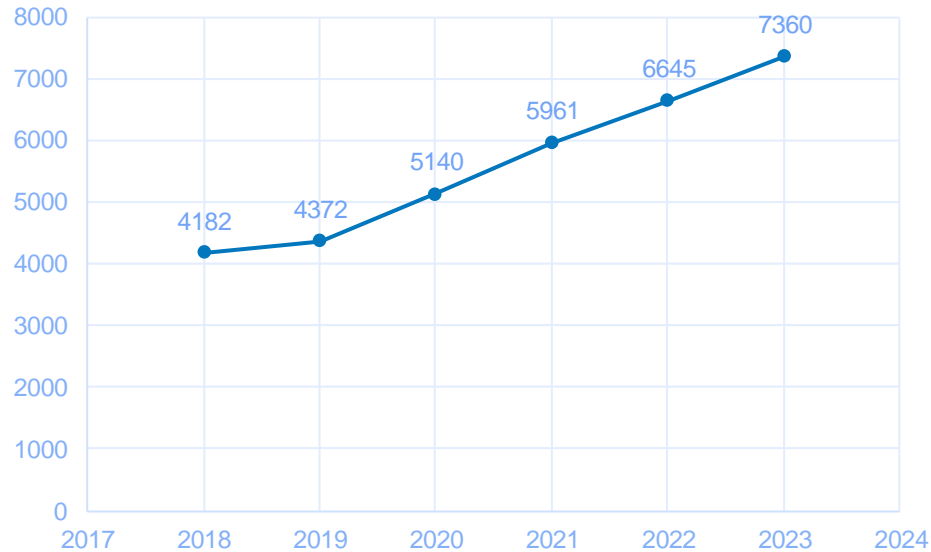
Measure 2: Percent of persons who return to homelessness within 2 years of becoming housed



The percent of persons who return to homelessness within 2 years of their housing placement **increased** between 2022 and 2023.

# How is Sacramento's System doing?

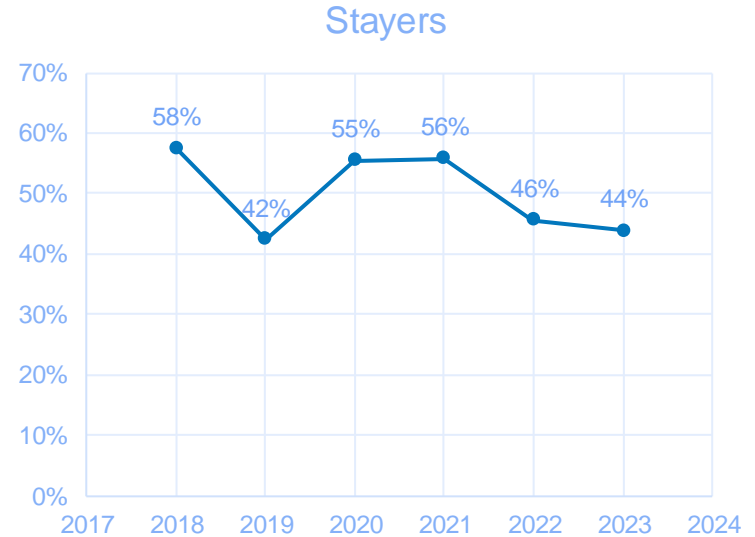
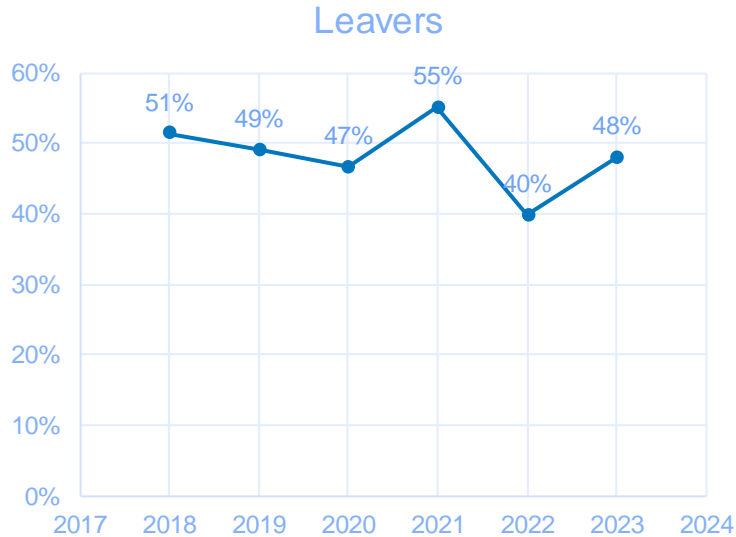
## Measure 3: Annual counts of sheltered persons in HMIS



The number of people who were connected to shelter services **increased** between 2022 and 2023.

# How is Sacramento's System doing?

Measure 4: Employment and income growth for individuals experiencing homelessness in CoC program-funded projects (NOFO).



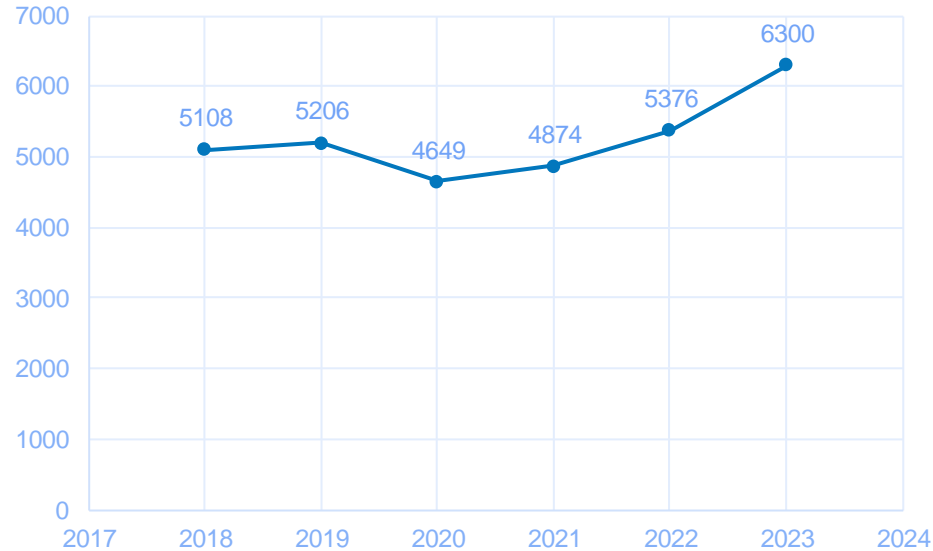
Percent of persons leaving projects with total income growth **increased** between 2022 and 2023 while income **decreased** for those staying in projects.





# How is Sacramento's System doing?

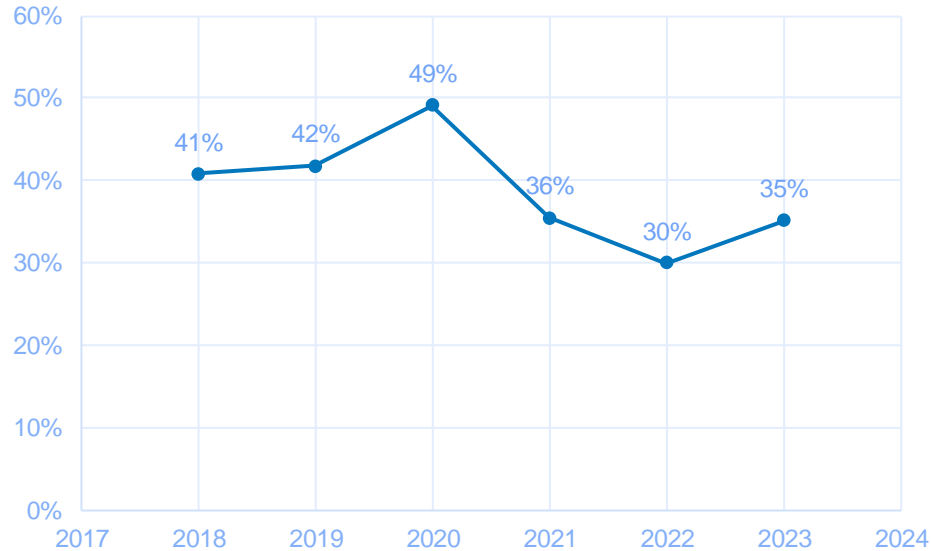
Measure 5: Number of persons who become homeless for the first time.



The number of homeless persons in ES, SH, TH, and PH projects with no prior HMIS enrollments **increased** between 2022 and 2023.

# How is Sacramento's System doing?

Measure 7: Successful placement in permanent housing.



**95%** of those who exited to a Permanent Housing program stayed in Permanent Housing.

The percent of people exiting ES, SH, TH, and PH-RRH to permanent housing destinations **increased** between 2022 and 2023.