

# SACRAMENTO COVID-19 HOMELESSNESS RESPONSE PLAN

## Demographic Report

April 1, 2020 to March 31, 2021

This is a demographic breakdown of 1,354 people served by the COVID-19 Temporary Shelter System isolation/quarantine units.

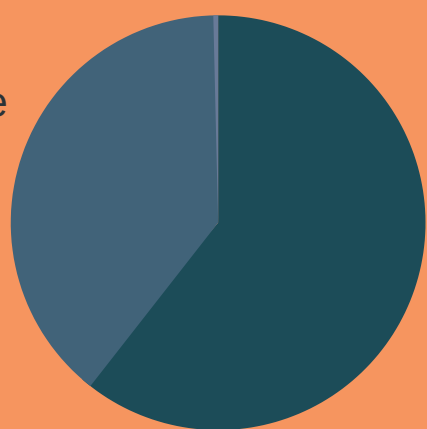
### GENDER

Trans Persons

0.4%

Female

39.1%



Male

60.6%

0% gender non-conforming, 5 no answer

### AGE

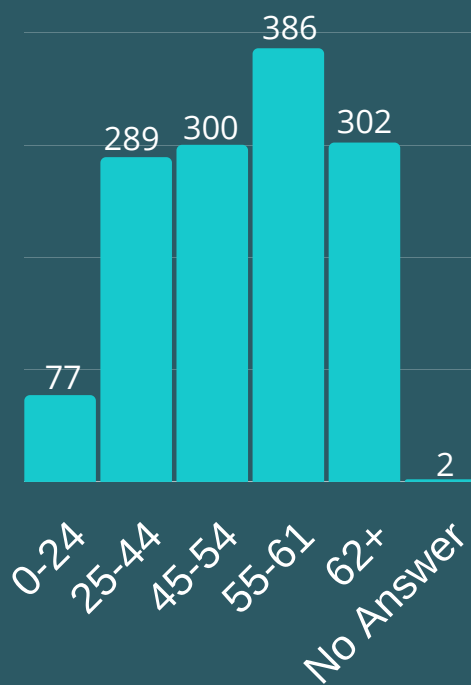
400

300

200

100

0



0-24

25-44

45-54

55-61

62+

No Answer

### TIME SPENT HOMELESS

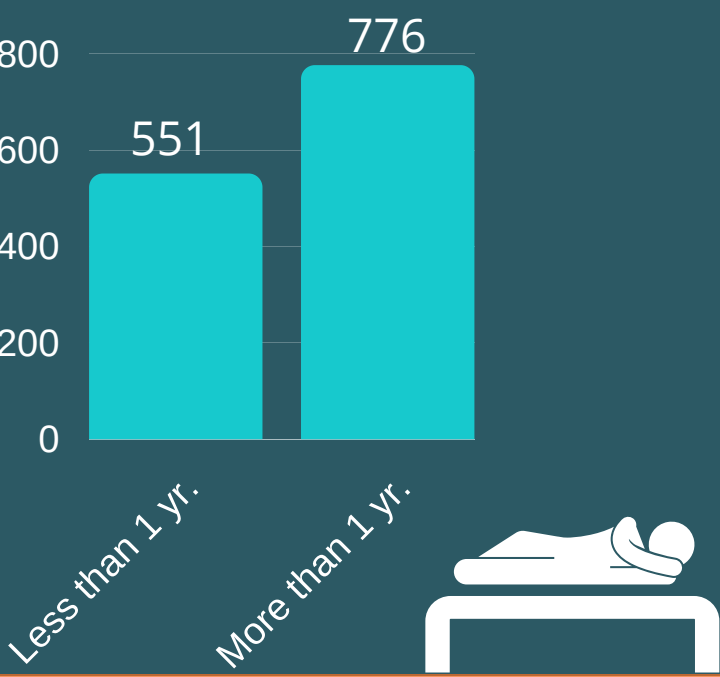
800

600

400

200

0



Less than 1 yr.

More than 1 yr.



### RACE

Other

13.7%

No Answer

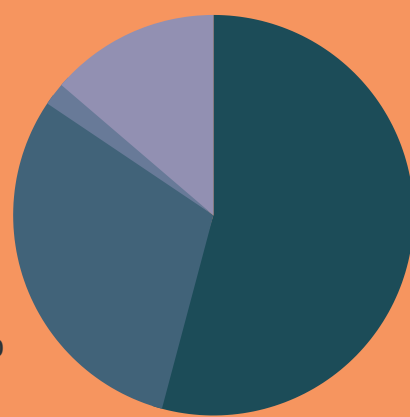
1.9%

Black

30.3%

White

54.1%



"Other" includes Asian, American Indian/Alaska Native, Multiple races, Native Hawaiian or Pacific Islander

### PRIOR LIVING SITUATION

Other

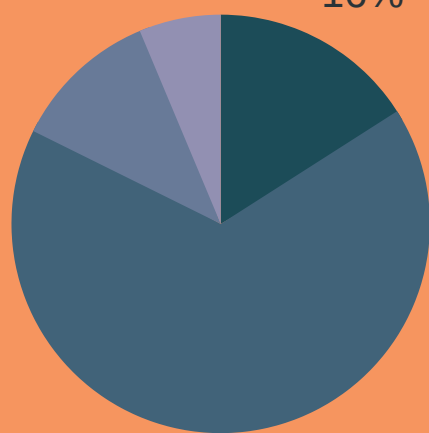
6.3%

Sheltered

16%

Institution

11.4%



Unsheltered

66.4%

### ETHNICITY

Unknown

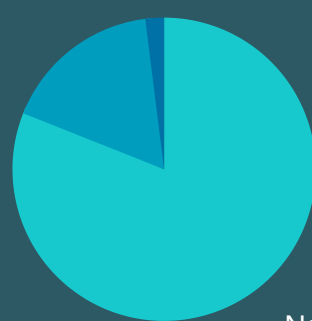
2%

Hispanic/Latino

17%

Non-Hispanic/Non-Latino

81%



### OTHER STATISTICS

- 39% report chronic health conditions
- 7% are veterans
- 41% report chronic homelessness
- 32% report substance abuse
- 38% report mental health problems
- 52% report a disability



For more information,  
email [covid-19@sacstepsforward.org](mailto:covid-19@sacstepsforward.org)

Brought to you in partnership by Sacramento County, City of Sacramento, Sacramento Steps Forward and the Sacramento Housing and Redevelopment Agency.