

SACRAMENTO COVID-19 HOMELESSNESS RESPONSE PLAN

Demographic Report

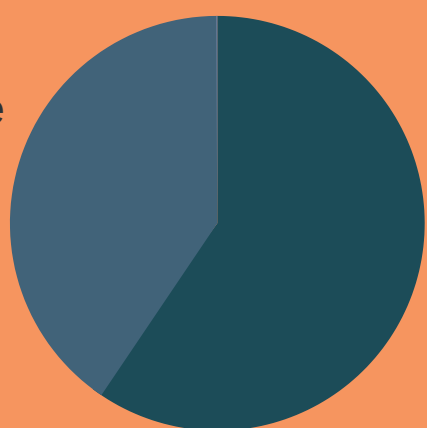
April 1 to August 31, 2020

This is a demographic breakdown of 1,051 people served by the COVID-19 Temporary Shelter System isolation/quarantine units.

GENDER

Trans Female
0.1%

Female
40.5%



Male
59.4%

0% reported trans male, gender non-conforming, 3 no answer

AGE

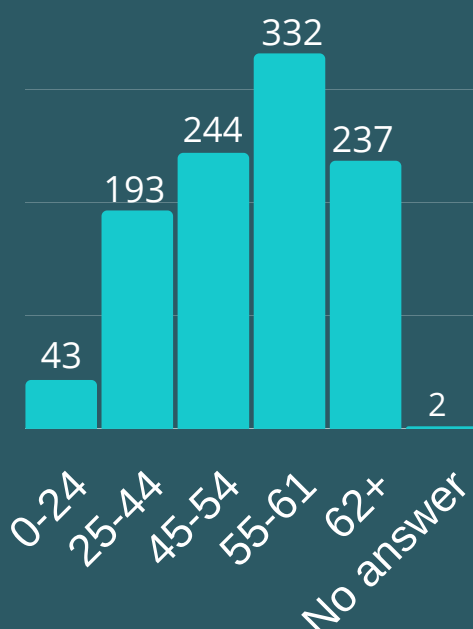
400

300

200

100

0



TIME SPENT HOMELESS

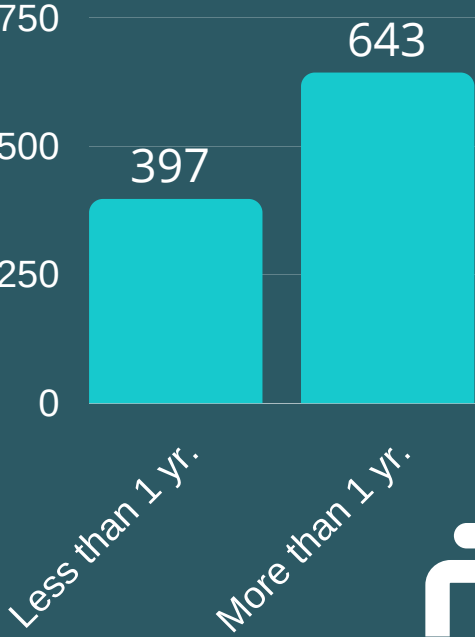
Adults and Head of Household

750

500

250

0



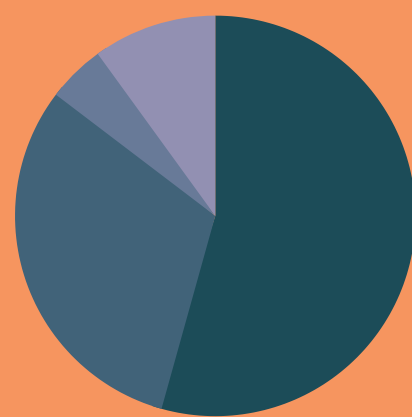
RACE

Other
10%

No Answer
4.7%

Black
31%

White
54.3%

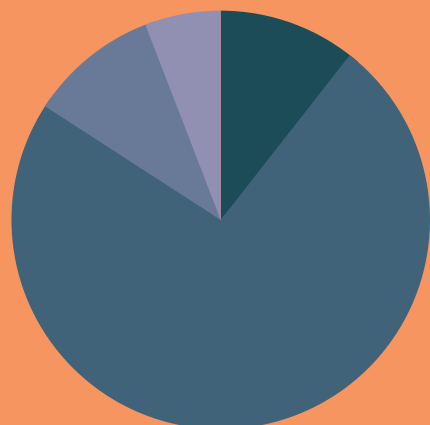


"Other" includes Asian, American Indian/Alaska Native, Multiple races, Native Hawaiian or Pacific Islander

PRIOR LIVING SITUATION

Other Sheltered
5.9% 10.6%

Institution
10%

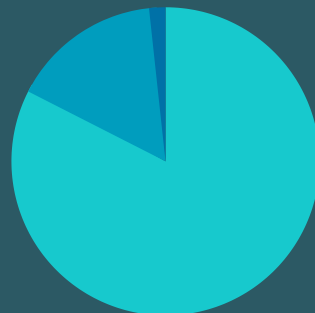


Unsheltered
73.6%

ETHNICITY

Unknown
1.7%

Hispanic/Latino
15.8%



Non-Hispanic/Non-Latino
82.5%



OTHER STATISTICS

- 35% report chronic health conditions
- 7% are veterans
- 41% report chronic homelessness
- 28% report substance abuse
- 31% report mental health problems
- 47% report a disability



For more information,
email covid-19@sacstepsforward.org

Brought to you in partnership by Sacramento County, City of Sacramento, Sacramento Steps Forward and the Sacramento Housing and Redevelopment Agency.